




DESIGNER

Improve comfort in your architecturally sensitive facility.



DISTRIBUTED COMFORT

Our Designer Series fans are installed as a distributed network of devices to continuously provide airflow across large spaces that suffer from stratification. The Designer Series fans feature our patented stator and unique nozzle design to gently throw air over long distances for ceiling to floor air rotation all while looking good wrapped in an aluminum housing.

WHERE WE HELP

- › Buildings with overhead air supply
- › Spaces 15 ft+ or higher
- › Warehouses, gyms, hangars or other large spaces
- › Areas where other fans will not physically fit

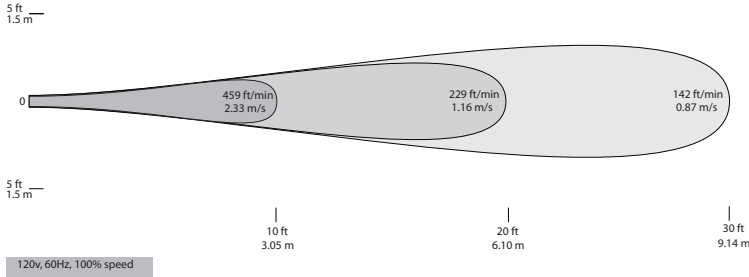
Features

- › Basic shaded pole or permanent split capacitor motors
- › 4 sizes for various building heights
- › Easy installation in new construction or retrofits
- › Patented multi-vane stator and venturi nozzle
- › 3-year parts and workmanship warranty
- › ETL Listed in U.S. and Canada
- › Made in the U.S.A.

Optional

- › Manual wall mounted control
- › Smart Controller: Fixed speed, 0-10VDC, 2-20mah, or high/low temperature sensors.
- › Optional intake grille

DESIGNER 15-SP



Housing: Aluminum powder coated off white or custom color.

Motor: 228mm, single phase, shaded pole, axial motor. Motor is thermally protected. Operating temperature: -4° F (-20° C) to 158° F (70° C). No lubrication required. Bearings are sealed.

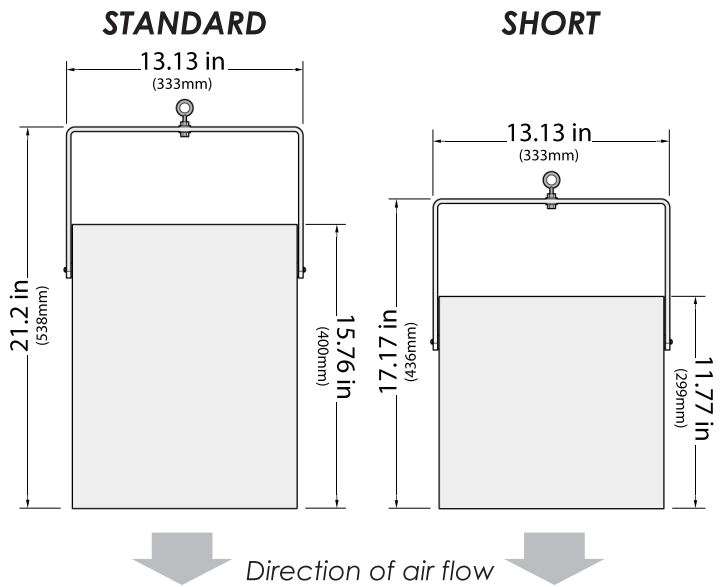
Power Cord: 6 foot cord and plug provided for 120V fans.

Control Input: Mains power. TRIAC or voltage controller.

Stator: Patented multi-vane stator significantly increases air throw for maximizing performance.

Certification: Conforms to UL-507, CAN/CSA-C22.2 No. 1113. ETL listed in USA and Canada.

Warranty: 3 years parts and workmanship.



Technical Specifications

Model	Input Power, 1 Ø	Amps	Watts	RPM	dB(A) ¹	Weight	Colors
D-15-SP-STD-120-X	120VAC, 60Hz	0.18	18	1057	33, 27, 23	15 lbs.	X = Off white (W) , custom (C)
D-15-SP-SH-120-X	120VAC, 60Hz	0.18	18	1057	33, 27, 23	12 lbs.	X = Off white (W) , custom (C)

(1) Calculated sound pressure at 5, 10 and 15 foot distances based on non-reflective area. 47.3 dB(A) Sound Power Level, designed to meet ISO 3744 - engineering grade precision for determining sound power. Data independently verified by third party. Tests performed in-unit.

Controls & Factory Installed Options

Item	Description
TRIAC-120-1.5	Wall mounted speed control. Input voltage 120VAC, 1.5A. Four step speed control and off.
TRIAC-120-5	Wall mounted speed control. Input voltage 120VAC, 5A.
TRIAC-120-15	Wall mounted speed control. Input voltage 120VAC, 15A.
TRIAC-120-7.5	J-box mounted speed control. Input voltage 95-250VAC, 7.5A. Fixed speed, 0-10VDC or 2-20mah.
TRIAC-120-7.5-AUTO	J-box mounted speed control. Input voltage 95-250VAC, 7.5A. High/Low temperature sensors adjust speed based on delta-T
GUARD25	Intake grille: Phosphated steel coated in black plastic

Model:	Qty:
Controls/Options:	Qty: